

Green Shoots Mapping Guide

Club administrators - Wildfowling Bag and/or Visit Limits

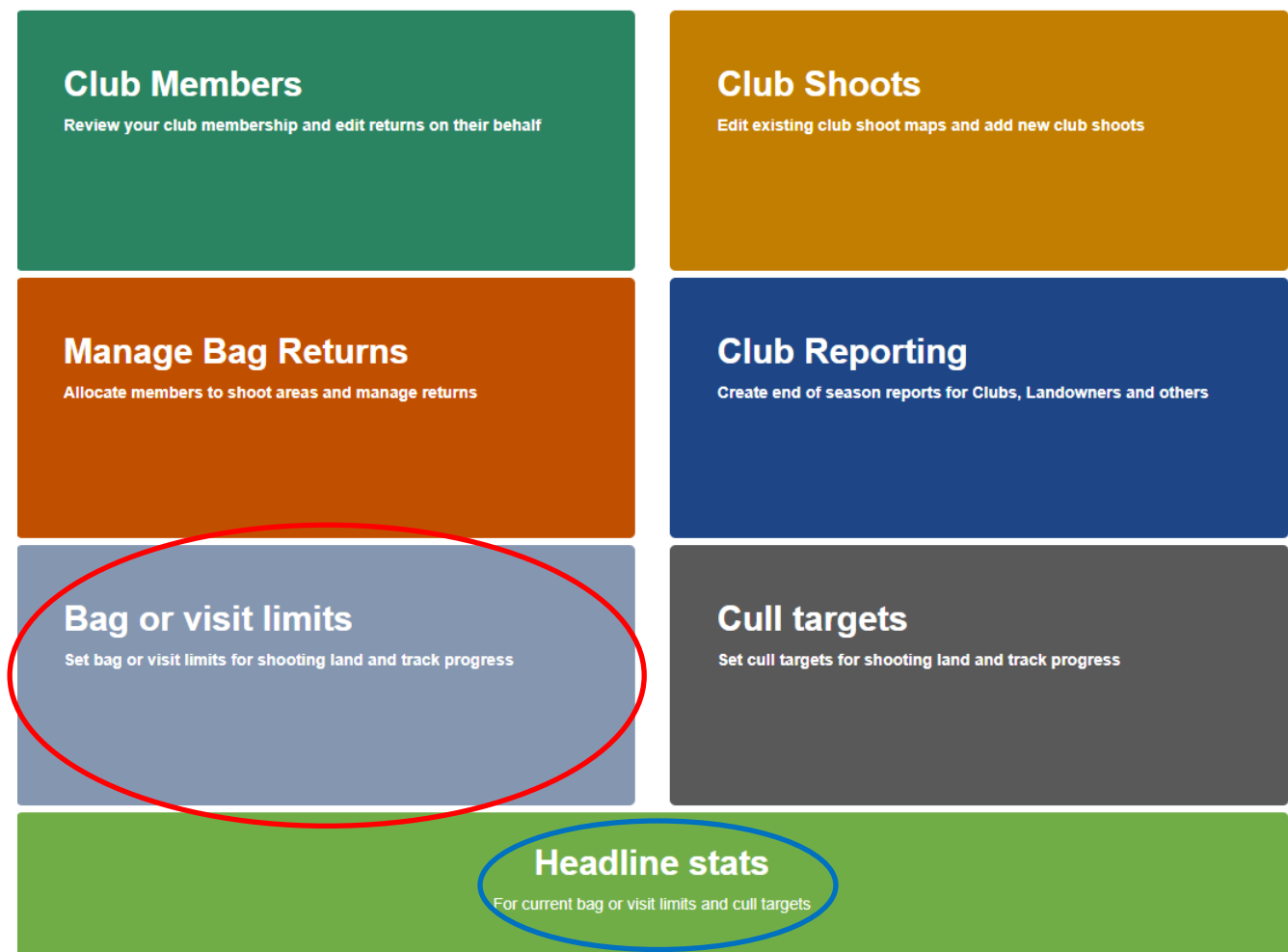
Green Shoots Mapping has the ability to set bag and/or visit limits for each area of land that is shot over. The club or an individual can set bag and/or visit limits for each area of land that have been mapped using the **'Map It'** area of the website.

The club or member can then track progress of the bag and visit limits set. The visit and bag limit/targets can be set for each species and for a specific date period. Every time the member or club official enters a visit and/or bag return using the **'Bagged It'** feature, the visit or bag limit/targets will be adjusted accordingly. This display can be seen in several ways:

- As a pop-up when first signing into the site.
Or...
- Clicking headline stats (circled blue below).

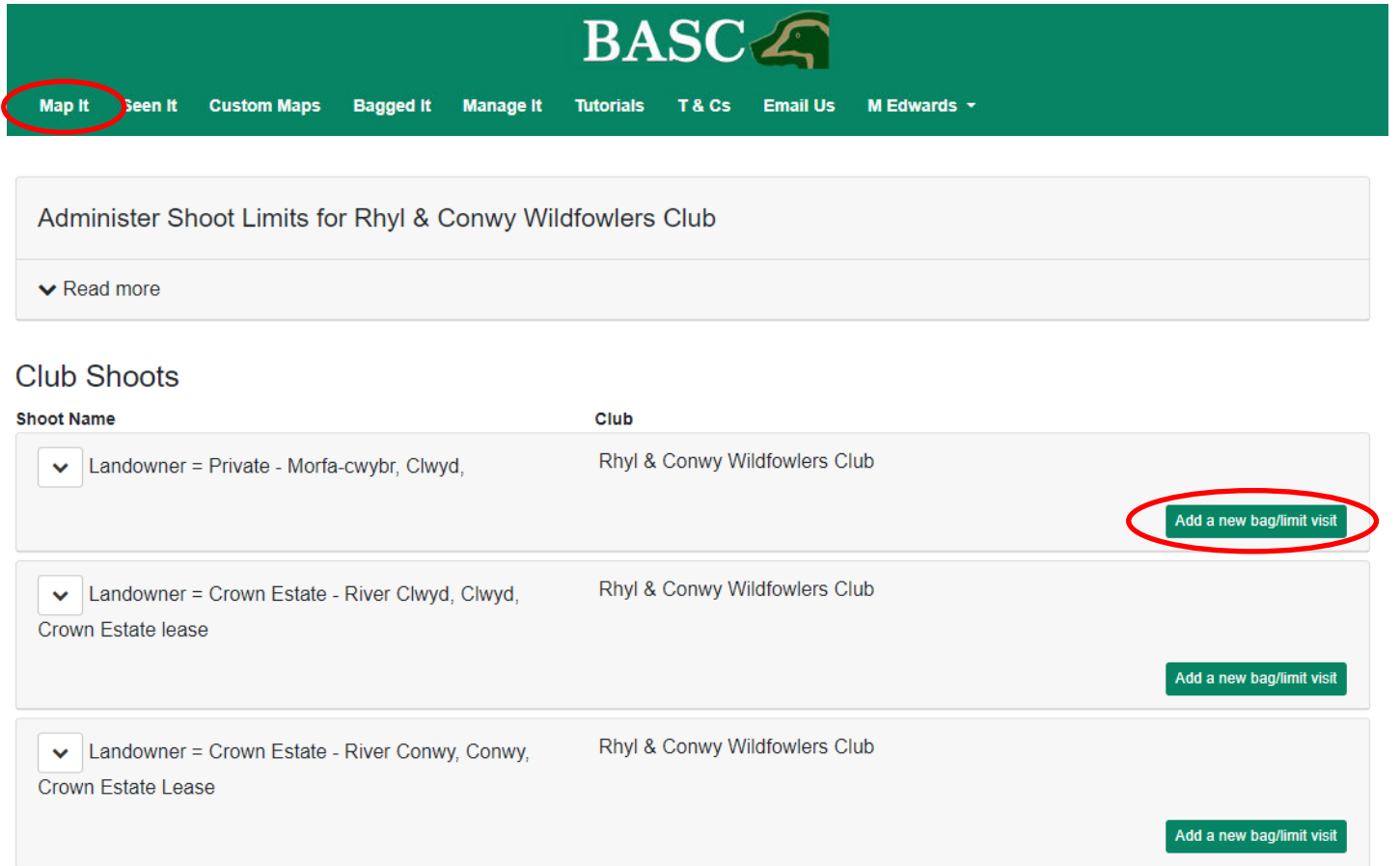
How to set bag and visit limits/targets for the club

Go to the **'Manage It'** section of the website and then click on the **'Bag or visit limits'** light grey tile (circled red below).



<p>Club Members Review your club membership and edit returns on their behalf</p>	<p>Club Shoots Edit existing club shoot maps and add new club shoots</p>
<p>Manage Bag Returns Allocate members to shoot areas and manage returns</p>	<p>Club Reporting Create end of season reports for Clubs, Landowners and others</p>
<p>Bag or visit limits Set bag or visit limits for shooting land and track progress</p>	<p>Cull targets Set cull targets for shooting land and track progress</p>
<p>Headline stats For current bag or visit limits and cull targets</p>	

This will take you to the below screen where you should see the *Club Shoot(s)* you are linked to – if you have nothing there, if you have nothing there, then either speak to your club’s bag return officer or go to the ‘**Map It**’ section (circled red below) and map your own shoots first.



The screenshot shows the BASC website interface. At the top is a green navigation bar with the BASC logo and several menu items: 'Map It', 'Seen It', 'Custom Maps', 'Bagged It', 'Manage It', 'Tutorials', 'T & Cs', 'Email Us', and 'M Edwards'. The 'Map It' link is circled in red. Below the navigation bar is a grey box with the text 'Administer Shoot Limits for Rhyl & Conwy Wildfowlers Club' and a 'Read more' link. The main section is titled 'Club Shoots' and contains a table with three rows. Each row has a dropdown arrow, a 'Shoot Name' column, a 'Club' column, and an 'Add a new bag/limit visit' button. The first button is circled in red.

Shoot Name	Club
Landowner = Private - Morfa-cwybr, Clwyd,	Rhyl & Conwy Wildfowlers Club
Landowner = Crown Estate - River Clwyd, Clwyd, Crown Estate lease	Rhyl & Conwy Wildfowlers Club
Landowner = Crown Estate - River Conwy, Conwy, Crown Estate Lease	Rhyl & Conwy Wildfowlers Club

Add a new bag and visit limit/target

To add a new visit and/or bag limit/target to a shoot, click '**Add a new bag/limit visit**' (circled red above) to the right of that shoot name and the following screen will be displayed.

Administer a visit limit for Landowner = Private - Morfa-cwybr, Clwyd,

▼ Read more

Start Date

End Date

Max visits

Wildfowl and waders


Gamebirds

Deer and boar

Pest birds

Pest mammals

Cancel Add

Firstly, enter the start/end date range over which you want the limits to operate by selecting the  icons (circles red above), then type in the maximum number of visits you wish to set (circled blue above). There are various quarry categories available below the dialogue boxes, so click the relevant one and the list of specific species will appear.

Then you just need to enter the target/limit number for your wildfowl and wader species over that period – as a total number (circled green below).

Don't forget to click the 'Add' button at the bottom right of the screen to save any targets you have set.

BASC

Map It
Seen It
Custom Maps
Bagged It
Manage It
Tutorials
T & Cs
Email Us
Administration
Ian Danby ▾

Edit a visit limit for Pigeon shooting example

▾ Read more

Start Date

End Date

Max visits

Wildfowl and waders

Canada goose	<input style="width: 95%;" type="text"/>	Greylag goose	<input style="width: 95%;" type="text"/>
Pink-footed goose	<input style="width: 95%;" type="text"/>	European White-fronted goose <small>(England and Wales only)</small>	<input style="width: 95%;" type="text"/>
Coot <small>(England, Wales and Scotland only)</small>	<input style="width: 95%;" type="text"/>	Gadwall	<input style="width: 95%;" type="text"/>
Goldeneye	<input style="width: 95%;" type="text"/>	Mallard	<input style="width: 95%;" type="text"/>
Moorhen <small>(England, Wales and Scotland only)</small>	<input style="width: 95%;" type="text"/>	Pintail	<input style="width: 95%;" type="text"/>
Pochard	<input style="width: 95%;" type="text"/>	Ruddy duck <small>(Northern Ireland in the season.)</small>	<input style="width: 95%;" type="text"/>
Scaup <small>(Northern Ireland only)</small>	<input style="width: 95%;" type="text"/>	Shoveler	<input style="width: 95%;" type="text"/>
Teal	<input style="width: 95%;" type="text"/>	Tufted duck	<input style="width: 95%;" type="text"/>
Wigeon	<input style="width: 95%;" type="text"/>	Common snipe	<input style="width: 95%;" type="text"/>
Golden plover	<input style="width: 95%;" type="text"/>	Jack snipe <small>(Northern Ireland only)</small>	<input style="width: 95%;" type="text"/>
Woodcock	<input style="width: 95%;" type="text"/>		

Once you have added your limits/targets, you will then be taken back to your *Club Shoots* page and the option to review 'Current figures', 'Export to Excel', 'Edit' or 'Delete' will be available.

Select the arrow (circled red below) to the left of the shoot or club name to see these options.

^
Wildfowling Club Example

Add a new bag/limit visit

Start Date	End Date	Bag limits set	Max Visits
29/05/2022	11/06/2022	Canada goose, Pink-footed goose	77

Current figures
Export to excel
Edit
Delete