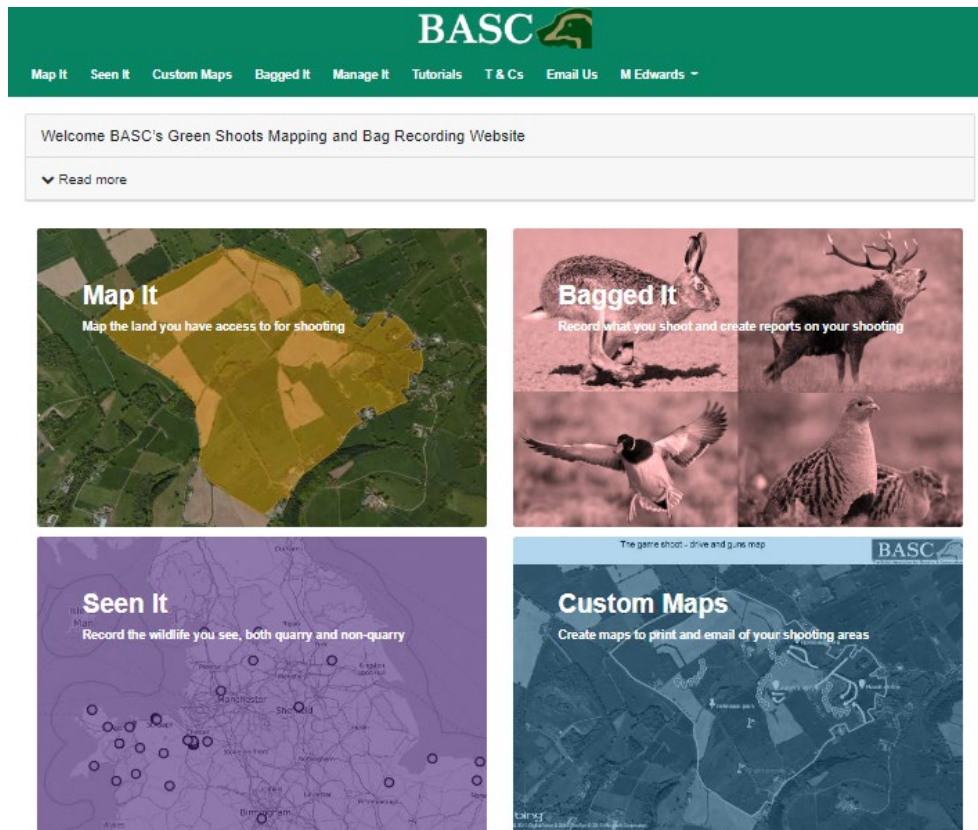


Green Shoots Mapping Guide

Cull targets



You can set cull targets for each area of land that you have mapped using the Map It area of the website. The cull targets can be set for each species/sex and for a specific date period. You can then track progress towards each cull target, as every time you enter cull details using the Bagged It feature your cull targets will get adjusted accordingly.

How to set cull targets

Select the **Bagged It** section of the website and click the **Cull targets** grey rectangle on the screen. This will take you to a screen like this except you should see the Club Shoots and My Shoots that you are linked to – if you have nothing there then either speak to your club/syndicate administrator or go to the Map It section and map your own shoots first.

The screenshot shows the BASC website interface. At the top is a green header with the BASC logo and navigation links: Map It, Seen It, Custom Maps, Bagged It, Manage It, Tutorials, T & Cs, Email Us, and M Edwards. Below the header, there is a 'Cull Targets' section with a 'Read more' link. The 'Club Shoots' section lists three shoots: 'North Marshes - Wildfowling Club', 'South Marshes', and 'Ampfield demo', all associated with 'BASC Demo Club'. The 'My Shoots' section lists four shoots: 'Chitborne', 'Middle Farm', 'Wattfield', and 'Northwick'. Each 'My Shoots' entry has a green button labeled 'Add a new cull target' to its right. The 'Add a new cull target' button for 'Chitborne' is circled in red.

Add a new cull target

To add a new cull target to one of your own shoots then simply click the green rectangle to the right of that shoot name and the following screen will be displayed.

Cull Target for Ampfield

▾ Read more

Start Date



End Date



Wildfowl and waders

Gamebirds

Deer and boar

Chinese water deer (England and Wales only)

Record male/female

Fallow

Record male/female

Muntjac (England, Wales and Scotland only)

Record male/female

Red deer

Record male/female

Roe (England, Wales and Scotland only)

Record male/female

Sika deer

Record male/female

Wild boar

Record male/female

Firstly, enter the date range over which you want the targets to operate. The easiest way to do this is by clicking on the calendar icons to the right of the **Start Date** and **End Date** boxes. You could for example set the start and end dates as the season for that species/sex, alternatively you can set the targets over the whole year and therefore incorporate the seasons for all species/sex.

Cull Target for Chittborne

▼ Read more

Start Date: 01/04/2022

End Date: 31/10/2022

Wildfowl and waders

Gamebirds

Deer and boar

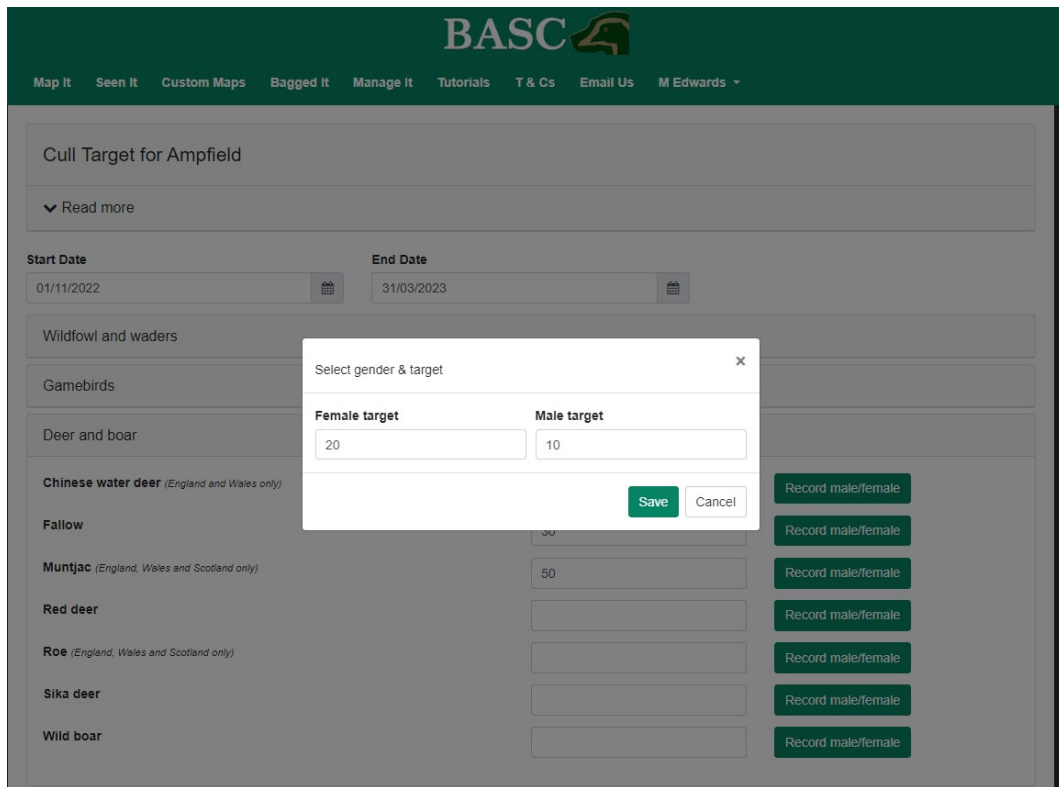
Chinese water deer (England and Wales only)	<input type="text"/>	Record male/female
Fallow	<input type="text"/>	Record male/female
Muntjac (England, Wales and Scotland only)	<input type="text"/>	Record male/female
Red deer	<input type="text"/>	Record male/female
Roe (England, Wales and Scotland only)	15	Record male/female
Sika deer	<input type="text"/>	Record male/female
Wild boar	<input type="text"/>	Record male/female

Pest birds

Pest mammals

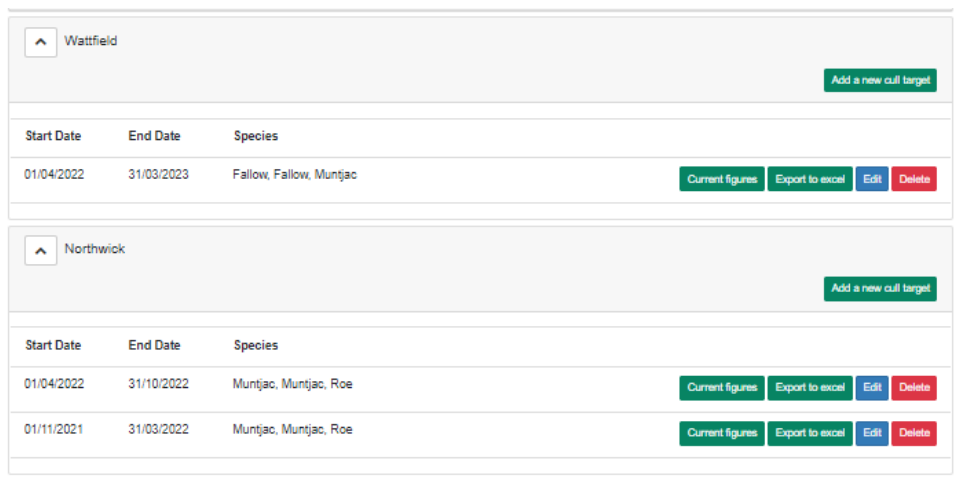
Cancel Add

Then you just need to enter the target number of animals you plan to cull over that period – you can either do this as a total number which you add in the box to the right of each species or if you want to break the cull down to males & females then select the green rectangle to **Record male/female** and this will open a separate dialogue box as below. When you click save this will update the total numbers to the sum of the female & male targets for that species.



Don't forget to click the **Add** button at the bottom right of the screen to save these targets to that shoot. This will take you back to the Cull Targets page.

You can view the target you have added by selecting the down arrow to the left of the shoot name. There should also now be the options to review the current figures, export to excel, edit or delete entries using the buttons to the right of the entered targets.



Thanks for reading the guide. Any queries then please email us at GSM@basc.org.uk